

MEMORANDUM

DATE	May 9, 2015
TO	Board Members
FROM	Karen Johnson Licensing Coordinator <i>Karen Johnson</i>
SUBJECT	Agenda Item 25 Licensing Report

Application Processing Timeframes as of May 5, 2016:

Licensing staff continues to achieve and maintain the review of initial applications to less than two weeks for psychology licensure and psychological assistant registration. There are no new applications for Registered Psychologists pending review.

Type of Application	Oldest Date Pending Initial Application Review	Processing Time
Psychologist	April 22, 2016	8 business days
Psychological Assistant	April 28, 2016	4 business days
Registered Psychologist	None	N/A

License/Registration Data:

License & Registration*	08/09	09/10	10/11	11/12	12/13	13/14	14/15	**15/16
Psychologist	20,307	21,019	21,527	22,020	22,688	***	20,575	20,051
Registered Psychologist	324	320	312	320	349	***	280	277
Psychological Assistant	1397	1429	1507	1635	1727	***	1701	1,476

* Does not include, delinquent, closed, cancelled, revoked, suspended or surrendered /voluntary surrendered license/registrations

**As of May 5, 2016

***Statistics unavailable

See attached Licensing Population Report as of 5/5/16.

See attached Applications Received table for FY 2015/2016.

Statistics on Exam Passage Rates and Number of Licensees from Approved Schools

Attached are BreEZe reports on the EPPP, CPSE and CPLEE passage rates for graduates of approved schools for fiscal year 2012/13, 2013/14 & 2014/15, and the number of licensees from approved schools for fiscal year 2013/14 & 2014/15

72 Month Limitation for Psychological Assistant Registration

On October 23, 2010, a regulation change became effective which limits the amount of time an individual can be registered as a psychological assistant to a cumulative total of 72 months. On October 23, 2016, this change will have been in effect for 72 months. This means that psychological assistants who became registered, or who renewed an existing registration, on or after October 23, 2010, and who have been continually registered since will no longer be eligible for registration and must cease practicing as a psychological assistant once he or she reaches the 72 month mark.

For registrations issued prior to October 23, 2010, the limitation begins the date of the psychological assistant's next issued registration, or renewal after the effective date, whichever first occurs. The limitation is cumulative; therefore, any break between registrations would not count.

Staff is working on a BreEZe report that will identify current psychological assistants who are nearing the 72 month limitation for registration. The psychological assistants that are identified will be sent a notice informing them of this limitation, outlining their registration history and timeframe. This will give the psychological assistants an opportunity to correct any discrepancy in their records to ensure that the Board has an accurate timeframe.

Pathway to Licensure:

Licensing staff has completed their review of all statutes and regulations affecting the pathways to licensure (i.e.: supervision requirements, psychological assistants, primary and delegated supervisor's responsibilities, out-of-state experience, etc.). Staff's suggested changes are in the process of being reviewed by the Licensing Committee. After the Licensing Committee completes their review, Staff will invite stakeholders to participate in a final review at a Licensing Committee meeting sometime this fall. All suggested changes would then go before the full Board for review and approval.

Attachment:

Licensing Population Report as of 5/5/16
Table of Applications Received July 2015 – April 2016
Approved School Exam Results
Licenses Issued Per Approved School
FY 2015/16 Examination Statistics

Action:

This item is for informational purposes. No action required.

STATE DEPARTMENT OF CONSUMER AFFAIRS
BREEZE SYSTEM

LICENSING POPULATION REPORT
BOARD OF PSYCHOLOGY
AS OF 5/5/2016



Parameters Selected

License Types: Psychologist, Psychological Assistant, Registered Psychologist

STATUS CODES

License Type

	20	21	22	23	24	25	31	40	45	46	48	50	51	60	62	63	65	80	85	90	98	99	Total
Psychologist	17,328	2,723	0	0	0	0	0	0	1,109	0	4	5,195	0	0	2	172	134	0	905	0	0	0	27,572
Psych Assistant	1,476	0	0	0	0	0	0	0	60	0	0	37,368	0	0	0	8	6	0	7	0	0	0	38,925
Registered Psych	277	0	0	0	0	0	0	0	0	0	0	4,447	0	0	0	0	0	0	1	0	0	0	4,725
	19,081	2,723	0	0	0	0	0	0	1,169	0	4	47,010	0	0	2	180	140	0	913	0	0	0	71,222

24 Current Probation
25 Current Conditional
31 Fam Supp Suspended
40 Withdrawn

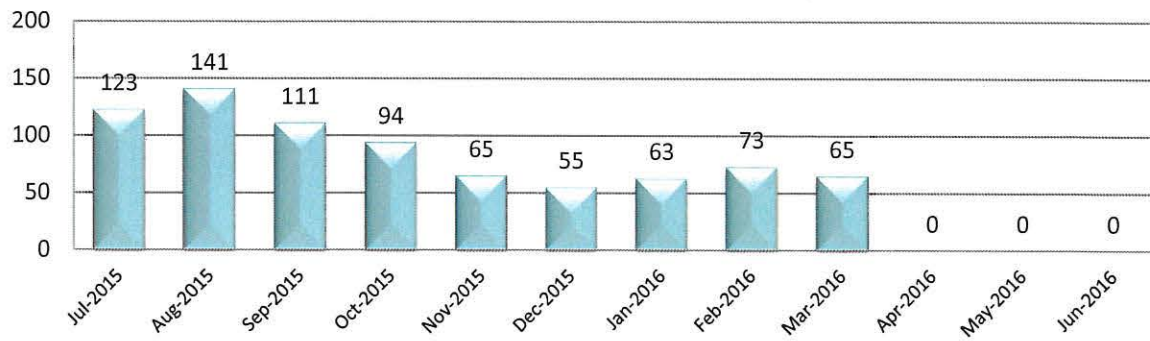
45 Delinquent
46 Surrender
48 Suspension
50 Cancelled

51 Retired
60 Denied Renewal
62 Vol Surrender
63 Surrendered

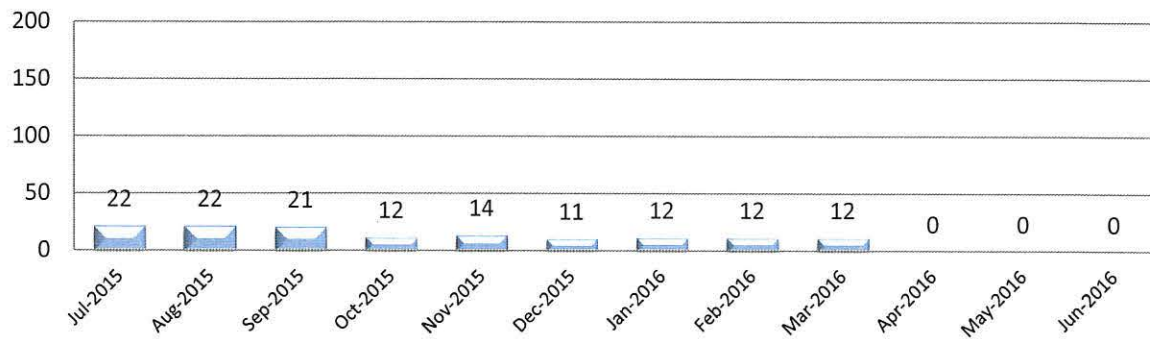
65 Revoked
80 Deceased
85 Closed
90 Conversion

98 Error
99 Deleted

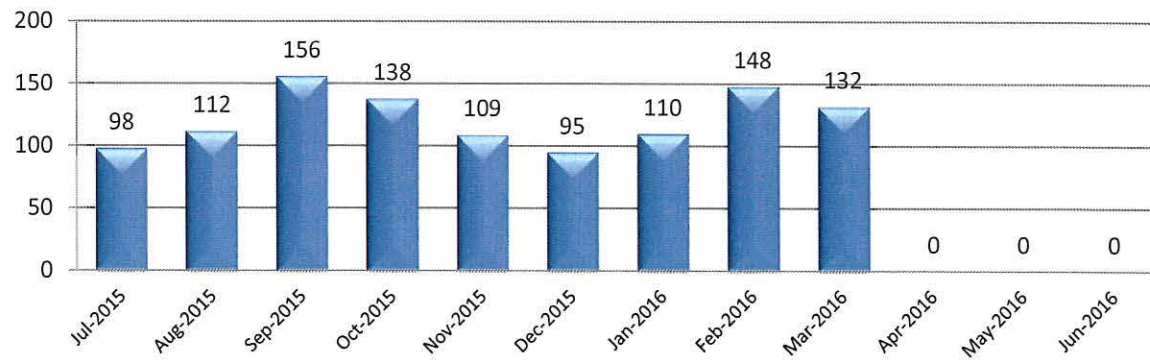
Applications Received July 2015 - June 2016



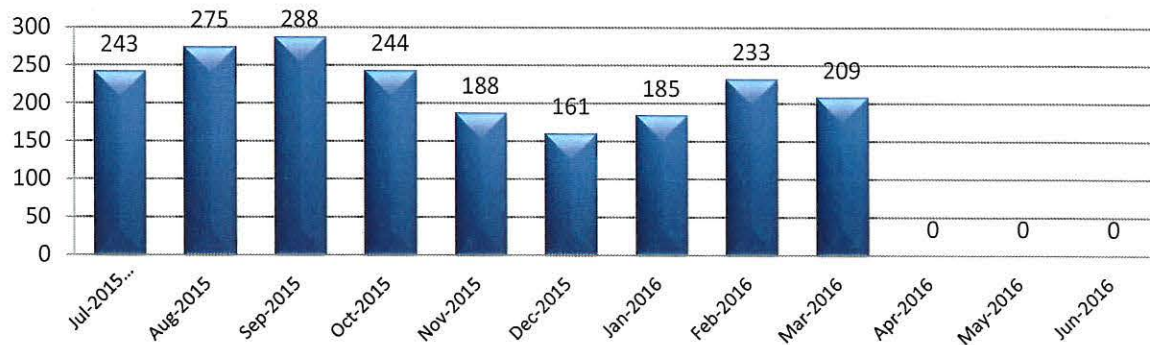
Total of 790 Psychological Assistant Applications Received for July 2015- March 2016



Total of 138 Registered Psychologist Applications Received for July 2015 - March 2016



Total of 1098 Licensed Psychologist Applications Received for July 2015 - March 2016



Total of 2026 Applications Received for July 2015 - March 2016



STATE DEPARTMENT OF CONSUMER AFFAIRS



BREEZE SYSTEM

BOARD OF PSYCHOLOGY
SCHOOL EXAM RESULTS
EXAM DATES: 7/1/2012 THRU 6/30/2013

License Type: PSY (CPLEE CPLEE)

SCHOOL		APPLICANTS					FIRST TIMER				
Name	Code	Taking Exam	Passed	Pass Percent	Failed	Failed Percent	Taking Exam	Passed	Pass Percent	Failed	Failed Percent
RYOKAN COLLEGE, LOS ANGELES	RYOKA	1	0	0%	1	100%	1	0	0%	1	100%
Exam: CPLEE Total:		1	0	0%	1	100%	1	0	0%	1	100%

License Type: PSY (CPSE CPSE)

CALIFORNIA GRADUATE INSTITUTE, WEST LOS ANGELES	CGI	8	7	88%	1	13%	7	6	86%	1	14%
CALIFORNIA INSTITUTE FOR HUMAN SCIENCE	CIFHS	1	0	0%	1	100%	0	0	0%	0	0%
CALIFORNIA SOUTHERN UNIVERSITY	CSU	1	1	100%	0	0%	1	1	100%	0	0%
GRADUATE CENTER FOR CHILD DEVELOPMENT & PSYCHOTHERAPY	GCCD	1	1	100%	0	0%	1	1	100%	0	0%
RYOKAN COLLEGE, LOS ANGELES	RYOKA	8	8	100%	0	0%	8	8	100%	0	0%
SOUTHERN CALIFORNIA UNIVERSITY FOR PROFESSIONAL STUDIES	SCUPS	1	1	100%	0	0%	0	0	0%	0	0%
TRINITY COLLEGE OF GRADUATE STUDIES, ORANGE	TCGS	3	2	67%	1	33%	2	2	100%	0	0%
Exam: CPSE Total:		23	20	87%	3	13%	19	18	95%	1	5%

License Type: PSY (EPPP EPPP)

CALIFORNIA GRADUATE INSTITUTE, WEST LOS ANGELES	CGI	9	8	89%	1	11%	5	5	100%	0	0%
CALIFORNIA INSTITUTE FOR	CIFHS	1	1	100%	0	0%	1	1	100%	0	0%

HUMAN SCIENCE											
CALIFORNIA SOUTHERN UNIVERSITY	CSU	2	2	100%	0	0%	2	2	100%	0	0%
NEWPORT UNIVERSITY, NEWPORT BEACH	NU	1	1	100%	0	0%	1	1	100%	0	0%
RYOKAN COLLEGE, LOS ANGELES	RYOKA	12	11	92%	1	8%	11	11	100%	0	0%
SOUTHERN CALIFORNIA UNIVERSITY FOR PROFESSIONAL STUDIES	SCUPS	4	0	0%	4	100%	0	0	0%	0	0%
TRINITY COLLEGE OF GRADUATE STUDIES, ORANGE	TCGS	2	2	100%	0	0%	1	1	100%	0	0%
Exam: EPPP Total:		31	25	81%	6	19%	21	21	100%	0	0%
License Type (PSY) Total:		43	34	77%	10	23%	31	30	97%	1	3%
Report Total:		55	45	81.82%	10	18.18%	41	39	95.12%	2	4.88%



STATE DEPARTMENT OF CONSUMER AFFAIRS



BOARD OF PSYCHOLOGY
SCHOOL EXAM RESULTS
EXAM DATES: 7/1/2013 THRU 6/30/2014

License Type: PSY (CPSE CPSE)

SCHOOL		APPLICANTS					FIRST TIMER				
Name	Code	Taking Exam	Passed	Pass Percent	Failed	Failed Percent	Taking Exam	Passed	Pass Percent	Failed	Failed Percent
CALIFORNIA GRADUATE INSTITUTE, WEST LOS ANGELES	CGI	6	4	67%	2	33%	3	2	67%	1	33%
CALIFORNIA INSTITUTE FOR HUMAN SCIENCE	CIFHS	1	0	0%	1	100%	0	0	0%	0	0%
CENTER FOR PSYCHOLOGICAL STUDIES, ALBANY	CPSA	1	1	100%	0	0%	1	1	100%	0	0%
RYOKAN COLLEGE, LOS ANGELES	RYOKA	4	3	75%	1	25%	4	3	75%	1	25%
TRINITY COLLEGE OF GRADUATE STUDIES, ORANGE	TCGS	2	2	100%	0	0%	2	2	100%	0	0%
Exam: CPSE Total:		14	10	71%	4	29%	10	8	80%	2	20%

License Type: PSY (EPPP EPPP)

CALIFORNIA GRADUATE INSTITUTE, WEST LOS ANGELES	CGI	2	1	50%	1	50%	0	0	0%	0	0%
CALIFORNIA INSTITUTE FOR HUMAN SCIENCE	CIFHS	1	1	100%	0	0%	0	0	0%	0	0%
RYOKAN COLLEGE, LOS ANGELES	RYOKA	5	5	100%	0	0%	4	4	100%	0	0%
SAN DIEGO UNIVERISTY FOR INTEGRATED STUDIES	SDUIS	1	1	100%	0	0%	0	0	0%	0	0%
SOUTHERN CALIFORNIA UNIVERSITY FOR PROFESSIONAL STUDIES	SCUPS	4	0	0%	4	100%	1	0	0%	1	100%
TRINITY COLLEGE OF GRADUATE STUDIES, ORANGE	TCGS	2	1	50%	1	50%	2	1	50%	1	50%
Exam: EPPP Total:		15	9	60%	6	40%	7	5	71%	2	29%
License Type (PSY) Total:		26	17	63%	10	37%	15	11	73%	4	27%

Report Total: 29 19 65.52% 10 34.48% 17 13 76.47% 4 23.53%



STATE DEPARTMENT OF CONSUMER AFFAIRS



BREEZE SYSTEM

BOARD OF PSYCHOLOGY
SCHOOL EXAM RESULTS
EXAM DATES: 7/1/2014 THRU 6/30/2015

License Type: PSY (CPSE CPSE)

SCHOOL		APPLICANTS					FIRST TIMER				
Name	Code	Taking Exam	Passed	Pass Percent	Failed	Failed Percent	Taking Exam	Passed	Pass Percent	Failed	Failed Percent
CALIFORNIA GRADUATE INSTITUTE, WEST LOS ANGELES	CGI	4	2	50%	2	50%	1	1	100%	0	0%
CALIFORNIA INSTITUTE FOR HUMAN SCIENCE	CIFHS	2	0	0%	2	100%	1	0	0%	1	100%
CALIFORNIA SOUTHERN UNIVERSITY	CSU	3	2	67%	1	33%	3	2	67%	1	33%
GRADUATE CENTER FOR CHILD DEVELOPMENT & PSYCHOTHERAPY	GCCD	1	1	100%	0	0%	1	1	100%	0	0%
RYOKAN COLLEGE, LOS ANGELES	RYOKA	5	5	100%	0	0%	5	5	100%	0	0%
SAN DIEGO UNIVERISTY FOR INTEGRATED STUDIES	SDUIS	1	1	100%	0	0%	1	1	100%	0	0%
TRINITY COLLEGE OF GRADUATE STUDIES, ORANGE	TCGS	1	1	100%	0	0%	1	1	100%	0	0%
Exam: CPSE Total:		17	12	71%	5	29%	13	11	85%	2	15%

License Type: PSY (EPPP EPPP)

CALIFORNIA GRADUATE INSTITUTE, WEST LOS ANGELES	CGI	2	1	50%	1	50%	0	0	0%	0	0%
CALIFORNIA SOUTHERN UNIVERSITY	CSU	5	5	100%	0	0%	4	4	100%	0	0%
GRADUATE CENTER FOR CHILD DEVELOPMENT & PSYCHOTHERAPY	GCCD	1	1	100%	0	0%	1	1	100%	0	0%
RYOKAN COLLEGE, LOS ANGELES	RYOKA	5	3	60%	2	40%	2	0	0%	2	100%
SAN DIEGO UNIVERISTY FOR	SDUIS	1	1	100%	0	0%	0	0	0%	0	0%

INTEGRATED STUDIES											
SOUTHERN CALIFORNIA	SCUPS	4	0	0%	4	100%	1	0	0%	1	100%
UNIVERSITY FOR											
PROFESSIONAL STUDIES											
TRINITY COLLEGE OF	TCGS	2	1	50%	1	50%	1	1	100%	0	0%
GRADUATE STUDIES, ORANGE											
Exam: EPPP Total:		20	12	60%	8	40%	9	6	67%	3	33%
License Type (PSY) Total:		28	16	55%	13	45%	18	13	72%	5	28%
Report Total:		37	24	64.86%	13	35.14%	22	17	77.27%	5	22.73%

STATE DEPARTMENT OF CONSUMER AFFAIRS



BREEZE SYSTEM

BOARD OF PSYCHOLOGY
 LICENSES ISSUED PER SCHOOL
 LICENSED FROM 7/1/2013 TO 6/30/2014

License Type	School Code	School Description	License Number	License Status	Original Issue Date
PSY	RYOKA	RYOKAN COLLEGE, LOS ANGELES	PSY25793	Current	07/01/2013
			PSY25890	Current	08/09/2013
			PSY26251	Current	02/20/2014
			PSY26330	Current	04/16/2014
			School Code RYOKA Count: 4		

License Type PSY Count: 4

Grand Total: 4

STATE DEPARTMENT OF CONSUMER AFFAIRS



BREEZE SYSTEM

**BOARD OF PSYCHOLOGY
LICENSES ISSUED PER SCHOOL
LICENSED FROM 7/1/2014 TO 6/30/2015**

License Type	School Code	School Description	License Number	License Status	Original Issue Date
PSY	CPSA	CENTER FOR PSYCHOLOGICAL STUDIES, ALBANY	PSY26440	Current	07/01/2014
School Code CPSA Count: 1					
PSY	CSU	CALIFORNIA SOUTHERN UNIVERSITY	PSY26672	Current	09/15/2014
			PSY27351	Current	06/15/2015
School Code CSU Count: 2					
PSY	MU	MERIDIAN UNIVERSITY	PSY26633	Current	08/28/2014
			PSY27298	Current	06/05/2015
			PSY27309	Current	06/09/2015
			PSY27376	Current	06/18/2015
School Code MU Count: 4					
PSY	RYOKA	RYOKAN COLLEGE, LOS ANGELES	PSY26529	Current	08/06/2014
			PSY26588	Current	08/12/2014
			PSY26632	Current	08/28/2014
			PSY27260	Current	05/21/2015
			PSY27314	Current	06/09/2015
School Code RYOKA Count: 5					

License Type PSY Count: 12

Grand Total: 12

Examination Statistics:

Month	# of Candidates	# Passed	% Passed	Total 1st Timers	1st Time Passed	% 1st Time Passed
July	127	79	62.20	77	60	77.90
August	119	77	64.70	75	61	81.30
September	115	61	53.00	63	48	76.20
October	84	49	58.33	47	29	61.70
November	94	46	48.94	59	40	67.80
December	98	54	55.10	57	42	73.68
January	77	36	43.75	42	21	50.00
February	105	56	53.33	54	46	85.18
March	124	80	64.51	79	62	69.66
April	103	52	50.48	62	44	70.96
Total	714	402	56.30	420	301	71.67

[illegible]