

MEMORANDUM

DATE	January 27, 2016
TO	Board Members
FROM	<i>Stephanie Cheung</i> Stephanie Cheung Licensing Manager
SUBJECT	Licensing Report: Agenda Item 23

Application Processing Timeframes as of January 26, 2017:

Type of Application	Oldest Date Pending Initial Application Review	Processing Time
Psychologist	December 19, 2016	25 business days
Psychological Assistant	January 23, 2017	3 business days
Registered Psychologist	January 11, 2017	10 business days

License/Registration Data by Fiscal Year:

License & Registration	09/10	10/11	11/12	12/13	13/14	14/15	15/16	16/17**
Psychologist*	21,019	21,527	22,020	22,688	***	20,575	20,024	20,455
Registered Psychologist	320	312	320	349	***	280	278	279
Psychological Assistant	1,429	1,507	1,635	1,727	***	1,701	1,466	1,528

*Current and Current Inactive

**As of January 26, 2017

***Statistics unavailable

See attached Licensing Population Report as of January 26, 2017.

Consolidation of Multiple Registrations for Psychological Assistants:

Senate Bill 1193 (Chapter 484, Statutes of 2016) requires an individual to register with the Board of Psychology (Board) as a psychological assistant and renew annually thereafter effective January 1, 2017. Therefore, psychological assistants who were approved prior to January 1, 2017 and who currently hold multiple registrations will only be allowed to maintain one registration number that will list all primary supervisors and locations where the psychological assistant provides psychological services, rather than maintaining a separate registration number for each primary supervisor. This consolidation effort of multiple registration numbers will not impact or extend the 72-month registration limitation period.

Pathways to Licensure:

The Licensing Committee continues their review of all statutes and regulations affecting the pathways to licensure (i.e.: supervision requirements, psychological assistants, primary and delegated supervisor's responsibilities, out-of-state experience, etc.). It is anticipated that the Licensing Committee will complete their review at the meeting scheduled in March 2017. Once it is completed, staff will work with the Department of Consumer Affairs' SOLID training unit to coordinate a northern and southern California meeting with stakeholders to participate in a final review at a Licensing Committee meeting sometime between Spring and Summer, 2017. All suggested changes would be presented to the full Board for review and approval.

Attachments:

- A. Licensing Population Report as of January 26, 2017
- B. Applications Received July 1, 2016 – January 26, 2017
- C. Examination Statistics February 2016 – January 2016

Action:

This item is for informational only. No action is required.



STATE DEPARTMENT OF CONSUMER AFFAIRS
BREEZE SYSTEM

LICENSING POPULATION REPORT
BOARD OF PSYCHOLOGY



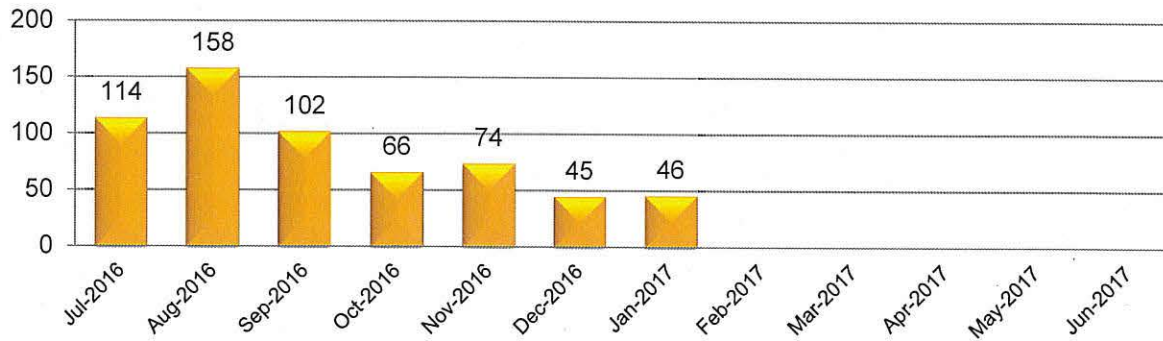
STATUS CODES

LICENSE TYPE	20	21	22	23	24	25	31	40	45	46	48	50	51	60	62	63	65	80	85	Total
Psychologist	17,660	2,795	0	0	0	1	1	0	1,084	0	2	5,418	0	0	2	186	138	0	912	28,199
Psychological Assistant	1,528	0	0	0	0	0	3	0	78	0	0	19,420	0	0	0	8	6	0	7	21,050
Registered Psychologist	279	0	0	0	0	0	1	0	0	0	0	4,178	0	0	0	0	0	0	1	4,459
Total	19,467	2,795	0	0	0	1	5	0	1,162	0	2	29,016	0	0	2	194	144	0	920	53,708

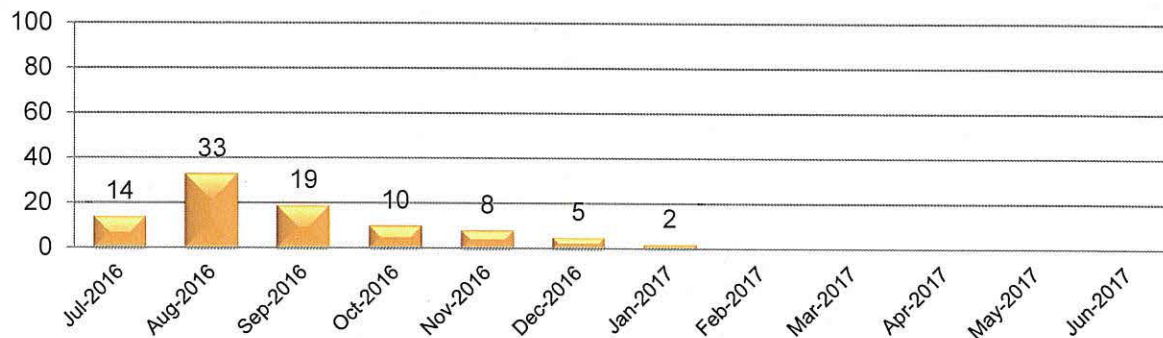
20 Current	24 Current Probation	45 Delinquent	51 Retired	65 Revoked
21 CurrentInactive	25 Current Conditional	46 Surrender	60 Denied Renewal	80 Deceased
22 CurrTmp RamSupp	31 Fam Supp Suspended	48 Suspension	62 Vol Surrender	85 Closed
23 Curr LimtdPract	40 Withdrawn	50 Cancelled	63 Surrendered	

Applications Received July 1, 2016 - January 26, 2017

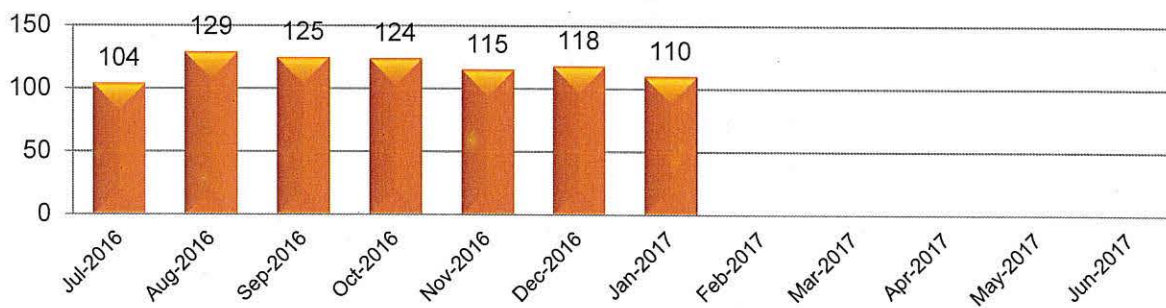
Total of 605 Psychological Assistant Applications Received



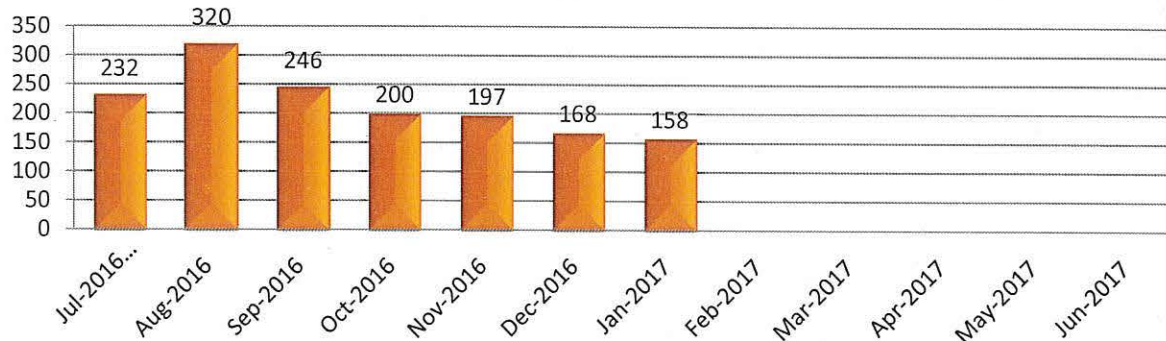
Total of 91 Registered Psychologist Applications Received



Total of 825 Licensed Psychologist Applications Received



Total of 1521 Applications Received



**Examination Statistics February 2016 - January 2017
As of January 27, 2017**

2016/2017 Monthly EPPP Examination Statistics

Month	# of Candidates	# Passed	%Passed	Total First Timers	First Time Passed	% First Time Passed
February	105	56	53.33	49	46	93.88
March	124	80	64.52	68	62	91.18
April	106	54	50.94	57	46	80.70
May	162	90	55.56	81	71	87.65
June	135	72	53.33	75	61	81.33
July	145	88	60.69	107	34	31.78
August	135	77	57.04	84	63	75.00
September	131	57	43.51	76	43	56.58
October	115	54	46.96	62	35	56.45
November	94	39	41.49	43	29	67.44
December	107	49	45.79	63	41	65.08
January	55	32	58.18	37	27	72.97
Total	1414	748	52.90	802	558	69.58

2016/2017 Monthly CPLEE Examination Statistics

Month	# of Candidates	# Passed	%Passed	Total First Timers	First Time Passed	% First Time Passed
February	89	85	95.51	59	58	98.31
March	121	114	94.21	91	89	97.80
April	47	44	93.62	40	39	97.50
May	74	69	93.24	61	61	100.00
June	112	106	94.64	103	100	97.09
July	91	70	76.92	85	69	81.18
August	104	82	78.85	97	80	82.47
September	109	77	70.64	103	76	73.79
October	80	55	68.75	57	38	66.67
November	94	77	81.91	68	62	91.18
December	92	75	81.52	76	63	82.89
January	49	31	63.27	32	20	62.50
Total	1062	885	83.33	872	755	86.58