

MEMORANDUM

DATE	January 25, 2017
TO	Psychology Board Members
FROM	<i>Jacquelin Everhart</i> Jacquelin Everhart CE/Renewals Coordinator
SUBJECT	Agenda Item 24 Continuing Education Report

CE Audit/Renewals for Psychologists and Psychological Assistants Statistics:

Please find attached the following statistics (as of January 25, 2017):

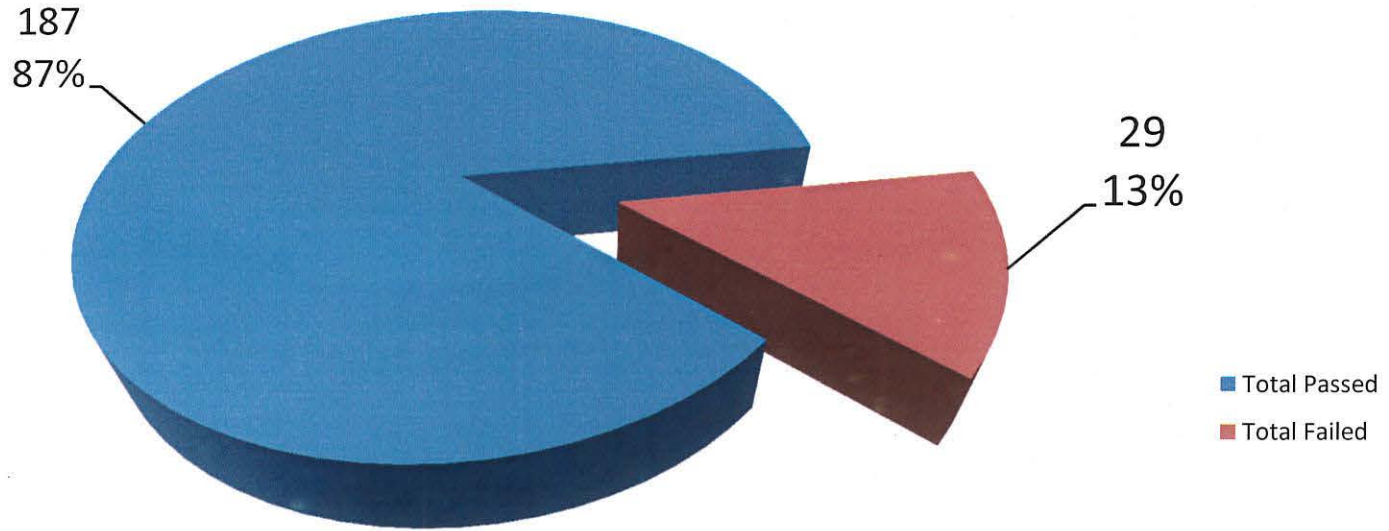
- A: CE Audits for January – April 2016
- B: CE Audit Overview: Pass vs. Fail
- C: Reasons for Not Passing the CE Audit: January – April 2016
- D: Citations Issued for CE Deficiencies
- E. Psychologist and Psychological Assistant Renewal Applications Processed:
October 2016 – January 2017

Approximately 10 percent (approximately 80 licensees) of renewing licensees are selected for inclusion in the audit each month.

Action Requested:

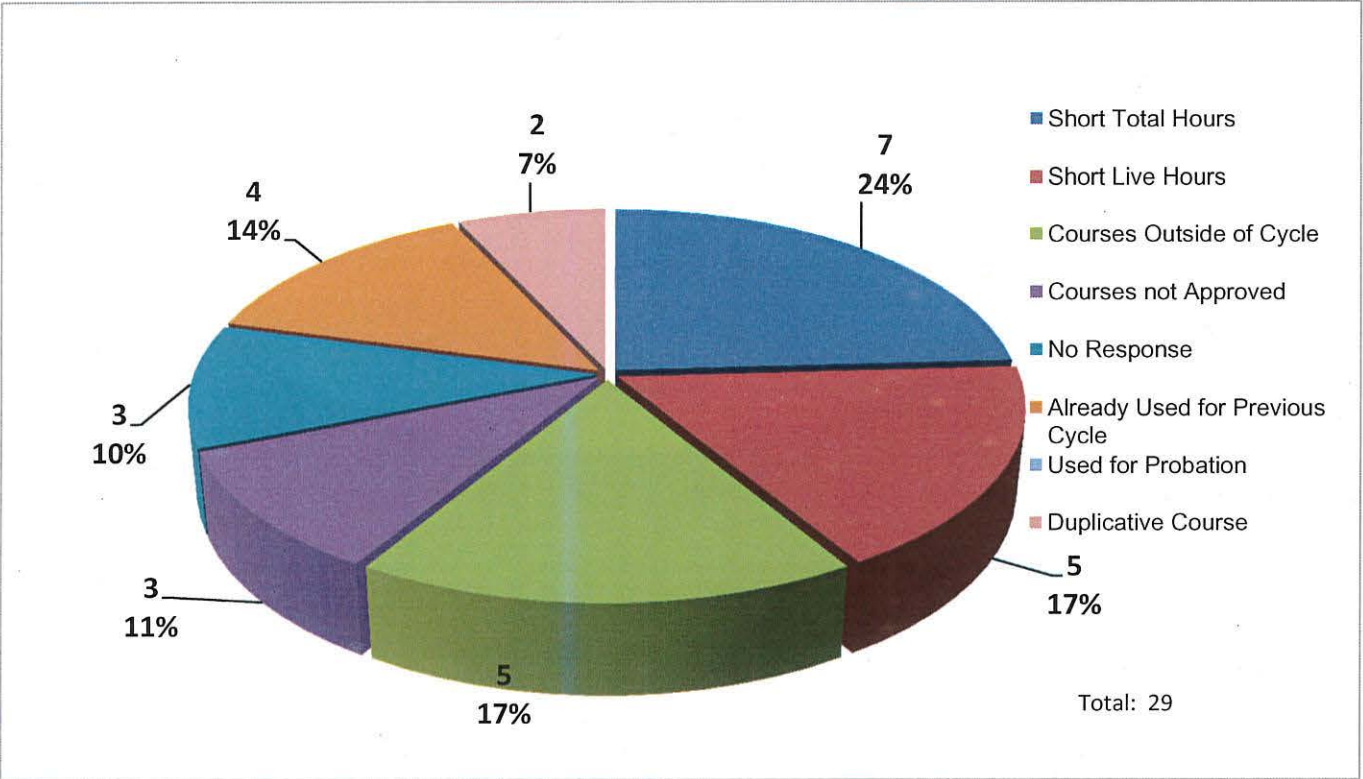
These items are for information purposes only. No action requested.

**CE Audit Overview: Pass vs. Fail
January through April 2016**



The total number of licensees selected for audit from January - April 2016 is 273. Out of those, a total of 216 audits have been conducted, whereupon 187 (86.57%) have passed and 29 (13.43%) have failed.

**Reasons for Not Passing the CE Audit:
January - April 2016***



*These numbers are subject to change because March and April 2016 audits have not been completed.

Citations Issued for Continuing Education Deficiencies

Date Range Reported: 10/28/2016 - 01/25/2017

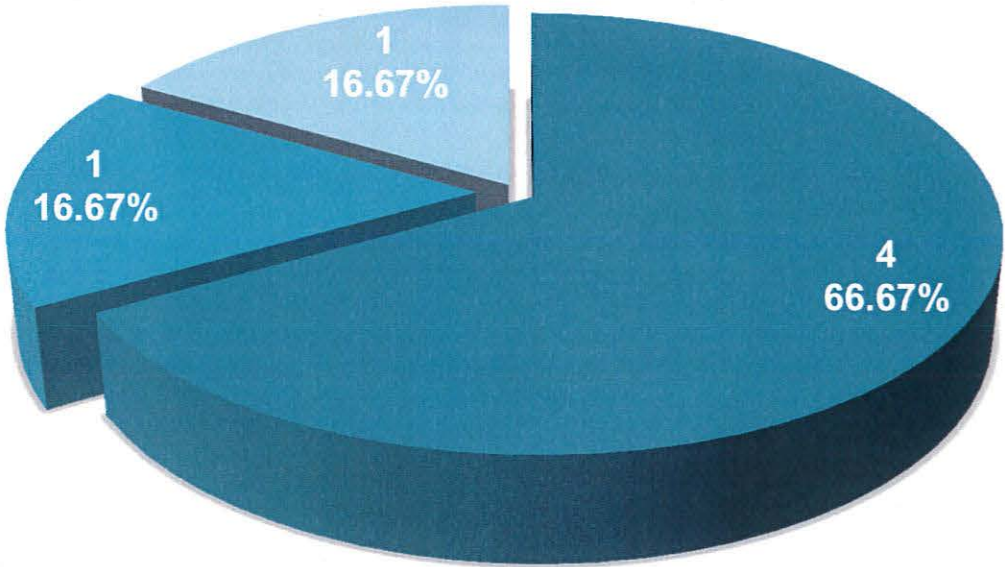
Total # of Citations Issued: 6

Cause for Citation (Violation):	#	%
Insufficient Total Hours:	4	66.67%
Insufficient "Live" Hours:	1	16.67%
No Documents Submitted:	1	16.67%

Abatement/Compliance Status:	#	%
Violation Abated:	4	66.67%
Pending Abatement/Compliance:	2	33.33%

Cause for Citation

6 Citations Issued

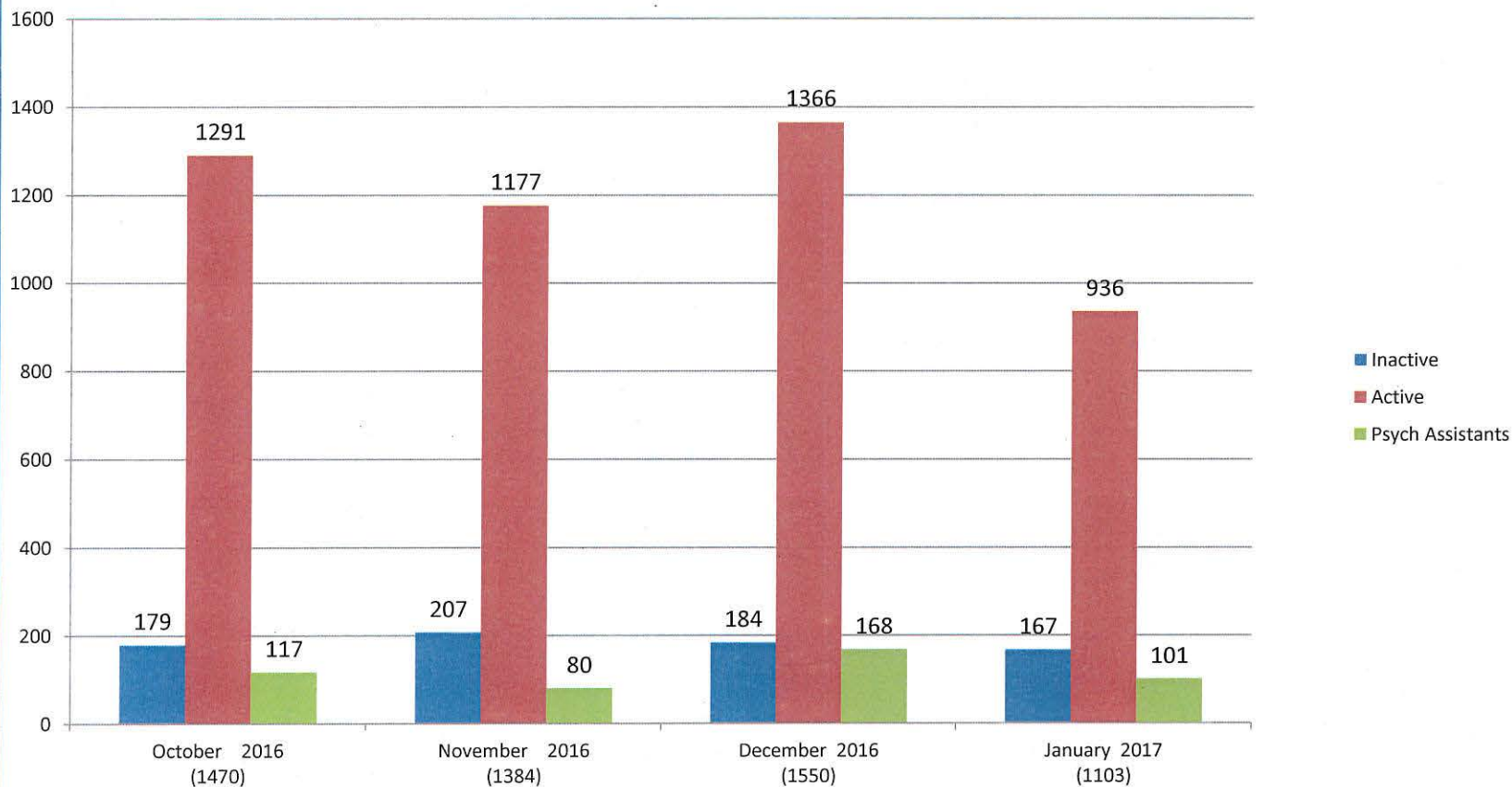


Definitions:

Live: As compared to "independent learning," where the instructor and student are not in direct visual or auditory contact. A minimum of nine (9) "live" hours are required per renewal cycle.

Abatement: Licensee has submitted documentation to come into compliance with the continuing education requirements.

Psychologist and Psychological Assistant Applications Processed October 2016 - January* 2017



An average of 1467 psychologist renewal applications were processed in the past four (4) months, with 1192.5 of those renewing as active and 184.3 renewing as inactive. Additionally, an average of 116.5 psychological assistant applications were processed.

*As of January 25, 2017.