

MEMORANDUM

| | |
|----------------|--|
| DATE | May 24, 2017 |
| TO | Board of Psychology |
| FROM | <i>Stephanie Cheung</i> Stephanie Cheung Licensing Manager |
| SUBJECT | Licensing Report: Agenda Item 10 |

Application Processing Timeframes as of May 24, 2017:

| Type of Application | Oldest Date Pending Initial Application Review | Average Processing Time |
|-------------------------|--|-------------------------|
| Psychologist | May 3, 2017 | 8 business days |
| Psychological Assistant | May 22, 2017 | 2 business days |
| Registered Psychologist | --* | --* |

*All Registered Psychologist applications have been processed as of May 24, 2017

License/Registration Data by Fiscal Year:

| License & Registration | 09/10 | 10/11 | 11/12 | 12/13 | 13/14 | 14/15 | 15/16 | 16/17** |
|--------------------------------|--------|--------|--------|--------|-------|--------|--------|---------|
| Psychologist* | 21,019 | 21,527 | 22,020 | 22,688 | *** | 20,575 | 20,024 | 20,580 |
| Registered Psychologist | 320 | 312 | 320 | 349 | *** | 280 | 278 | 250 |
| Psychological Assistant | 1,429 | 1,507 | 1,635 | 1,727 | *** | 1,701 | 1,466 | 1,446 |

*Current and Current Inactive

**As of May 24, 2017

***Statistics unavailable

See attached Licensing Population Report as of May 24, 2017.

Consolidation of Multiple Registrations for Psychological Assistants:

Senate Bill 1193 (Chapter 484, Statutes of 2016) requires an individual to register with the Board of Psychology (Board) as a psychological assistant and renew annually thereafter effective January 1, 2017. Therefore, psychological assistants who were approved prior to January 1, 2017 and who currently hold multiple registrations will only be allowed to maintain one registration number that will list all primary supervisors and locations where the psychological assistant provides psychological services, rather than maintaining a separate

registration number for each primary supervisor. This consolidation effort of multiple registration numbers will not impact or extend the 72-month registration limitation period.

The consolidation process was completed at the end of April, 2017. All psychological assistants will maintain one registration number from this point forward. If they plan to work with a new primary supervisor, they will need to notify the Board and wait for approval prior to providing psychological services under the new primary supervisor.

Pathways to Licensure:

The Licensing Committee completed their review of all statutes and regulations affecting the pathways to licensure (i.e.: supervision requirements, psychological assistants, primary and delegated supervisor's responsibilities, out-of-state experience, etc.) at the March 2017 meeting. The first stakeholder meeting in Northern California concluded on May 4, 2017 and the second stakeholder meeting is scheduled for August 22, 2017 in Southern California. The Licensing Committee will meet on October 13, 2017 to review and ratify stakeholders' input and recommend the final proposed changes to the full Board for review at the November Board Meeting in San Diego.

Attachments:

- A. Licensing Population Report as of May 24, 2017
- B. Applications Received July 1, 2016 – May 24, 2017
- C. Examination Statistics May 2016 – April 2017

Action:

This item is for informational purposes only. No action is required.



STATE DEPARTMENT OF CONSUMER AFFAIRS
BREEZE SYSTEM



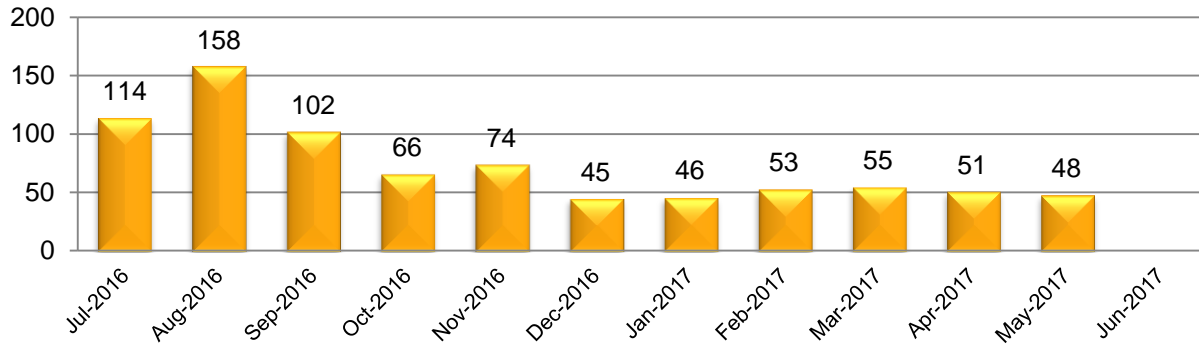
LICENSING POPULATION REPORT
BOARD OF PSYCHOLOGY
AS OF 5/24/2017

| License Type | STATUS CODES | | | | | | | Total |
|-------------------------|---------------|--------------|--------------|---------------|-------------|------------|------------|---------------|
| | Licensing | | | | Enforcement | | | |
| | 20 | 21 | 45 | 50 | 48 | 63 | 65 | |
| Psychologist | 17,774 | 2,806 | 1,063 | 5,537 | 2 | 194 | 137 | 27,513 |
| Psychological Assistant | 1,445 | 1 | 72 | 19,709 | 0 | 8 | 6 | 21,241 |
| Registered Psychologist | 250 | 0 | 0 | 4,230 | 0 | 0 | 0 | 4,480 |
| Total | 19,469 | 2,807 | 1,135 | 29,476 | 2 | 202 | 143 | 53,234 |

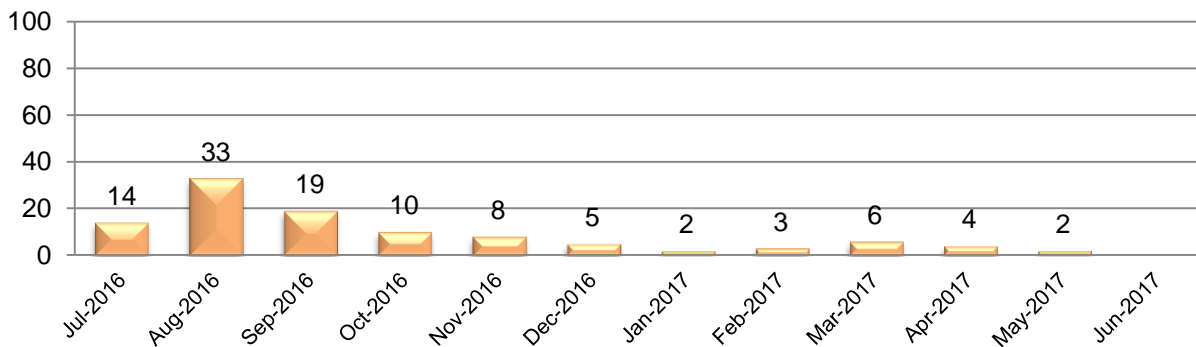
| | |
|---|---|
| 20 Current 21 CurrentInactive 45 Delinquent 50 Cancelled | 48 Suspension 63 Surrendered 65 Revoked |
|---|---|

Applications Received July 1, 2016 - May 24, 2017

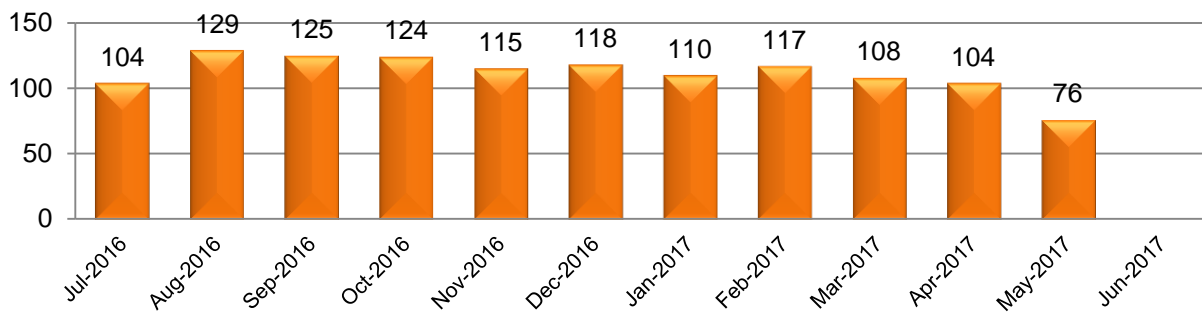
Total of 812 Psychological Assistant Applications Received



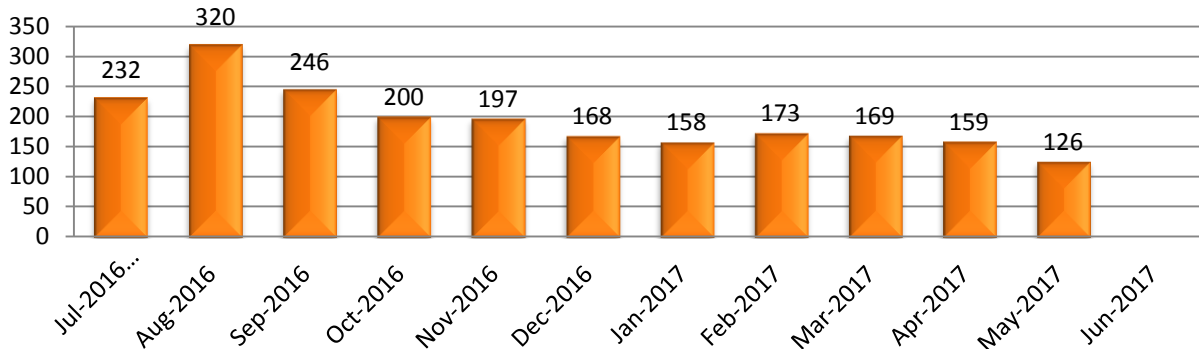
Total of 106 Registered Psychologist Applications Received



Total of 1230 Licensed Psychologist Applications Received



Total of 2148 Applications Received



**Examination Statistics May 2016 - April 2017
As of May 24, 2017**

2016/2017 Monthly EPPP Examination Statistics

| Month | # of Candidates | # Passed | %Passed | Total First Timers | First Time Passed | % First Time Passed |
|--------------|------------------------|-----------------|----------------|---------------------------|--------------------------|----------------------------|
| May | 162 | 90 | 55.56 | 81 | 71 | 87.65 |
| June | 135 | 72 | 53.33 | 75 | 61 | 81.33 |
| July | 145 | 88 | 60.69 | 107 | 34 | 31.78 |
| August | 135 | 77 | 57.04 | 84 | 63 | 75.00 |
| September | 131 | 57 | 43.51 | 76 | 43 | 56.58 |
| October | 115 | 54 | 46.96 | 62 | 35 | 56.45 |
| November | 94 | 39 | 41.49 | 43 | 29 | 67.44 |
| December | 107 | 49 | 45.79 | 63 | 41 | 65.08 |
| January | 55 | 32 | 58.18 | 37 | 27 | 72.97 |
| February | 102 | 56 | 54.90 | 50 | 41 | 82.00 |
| March | 147 | 75 | 51.02 | 89 | 62 | 69.66 |
| April | 121 | 72 | 59.50 | 79 | 62 | 78.48 |
| Total | 1,449 | 761 | 52.33 | 846 | 569 | 68.70 |

2016/2017 Monthly CPLEE Examination Statistics

| Month | # of Candidates | # Passed | %Passed | Total First Timers | First Time Passed | % First Time Passed |
|--------------|------------------------|-----------------|----------------|---------------------------|--------------------------|----------------------------|
| May | 74 | 69 | 93.24 | 61 | 61 | 100.00 |
| June | 112 | 106 | 94.64 | 103 | 100 | 97.09 |
| July | 91 | 70 | 76.92 | 85 | 69 | 81.18 |
| August | 104 | 82 | 78.85 | 97 | 80 | 82.47 |
| September | 109 | 77 | 70.64 | 103 | 76 | 73.79 |
| October | 80 | 55 | 68.75 | 57 | 38 | 66.67 |
| November | 94 | 77 | 81.91 | 68 | 62 | 91.18 |
| December | 92 | 75 | 81.52 | 76 | 63 | 82.89 |
| January | 49 | 31 | 63.27 | 32 | 20 | 62.50 |
| February | 75 | 58 | 77.33 | 55 | 42 | 76.36 |
| March | 105 | 77 | 73.33 | 81 | 65 | 80.25 |
| April | 69 | 53 | 76.81 | 47 | 36 | 76.60 |
| Total | 1,054 | 830 | 78.10 | 865 | 712 | 80.92 |